



INVISIBLE CLASSIC

Standard duct unit SMMSu



Highlights

- Very quiet
- Optimal air distribution possible
- External fresh air supply possible



Standard duct unit for combination with VRF outdoor units of the MiNi-SMMS-e, SMMS-e, SMMS-u, and SHRM-e model series. Air can be supplied into the room discretely with the lowest speed via one or more air outlets. Available in twelve capacity levels from 1.7 to 16.0 kW.



Performance

- High energy efficiency
- Can be integrated unseen into false ceilings
- Self-cleaning function
- Low-noise, 3-step fan
- External, static pressure can be set up to 120 Pa
- Auto diagnostic system



Flexibility









- A flanged collar connection is available for the exhaust
- Air intake possible from below or behind
- Washable, long-life dust filter
- Optional WiFi control via smartphone, tablet, or PC



Technical details

- Low unit overall height of only 275 mm
- External fresh air supply possible up to 15% of the nominal airflow
- Integrated drain pump with a discharge head up to 85 cm
- External receiver kit for infrared remote control possible
- Can be combined with all cable remote controls
- Automatic restart after power blackout adjustable

Standard duct unit SMMSu

Technical data			MMD-UP0071BHP-E
Cooling capacity	kW		2,20
Power consumption (min./nom./max.)	kW		0,038
Heating capacity	kW		2,50
Power consumption (min./nom./max.)	kW		0,038
Airflow	m ³ /h		360/450/540
External static pressure	Pa		30/40/50/65/ 80/100/120
Sound pressure level (low/med/high)	dB(A)		23/26/29
Sound pressure level (low/med/high)	dB(A)		23/26/29
Liquid pipe diameter	mm (inch)		6,4 (1/4)
Suction gas pipe diameter	mm (inch)		9,5 (3/8)
Condensate pipe diameter	mm		VP25 (25/32)
Power supply	V/Ph+N/Hz		220-240/1/50
Running current	A		0,26
Running current	A		0,26
Current consumption (nom.)	A		0,35
Refrigerant			R410A
Dimensions (HxWxD)	mm		275 x 700 x 750
Weight	kg		23

 Cooling  Heating

The measuring conditions for this product can be found at <http://www.toshiba-klima.at/en/measuring-conditions.html>



Energy Label: Energy label **A+ to A+++**, indicates the power consumption and energy efficiency class.



HI POWER: Particularly strong airflow for quickly reaching the requested temperature.



ErP Ecodesign: All criteria of **ECODESIGN**-guideline are fulfilled and confirm highest system efficiency.



Auto diagnostic: Check of system for flawless operation.



Hybrid inverter control: Smooth capacity regulation.



Eco Mode: Energy saving function.



Rotary compressor: Reliability and high efficiency.



Quiet Mode: Particularly low noise level - whispering mode.



Twin rotary compressor: Long-lasting, smoothly running and highest efficiency.



Comfort Sleep: Gradual increase of temperature by 2 °C until morning.



R410A: Used refrigerant: R410A.



Power Selection: Capacity regulation and therefore power savings of up to 25, 50 or 75%.



R32: Used refrigerant: R32.



Floor Mode: Natural floor warming effect for greater comfort.



Wifi ready: Optional control of the system via a smartphone.



Preset Mode: Activates individual settings at the touch of a button.



KNX: Optional KNX bus connection.



One Touch Mode: Fully automatic operation adapted to your needs.



Dust filter: Washable filter against coarse contamination.



Timer: Individual programming of on-/off times.



IAQ filter: Fine mesh filter with natural substances.



Off Timer: Shutdown of the unit at chosen times (30 min to 12 h).



Active carbon-catechin filter: Cleansing filter with enzymes from green tea.



Week Timer: Up to four settings per day and seven per week.



Plasma filter: Pure Mode: Electrostatic filter system.



Automatic Restart: After a power blackout.



Air ionizer: Negative ions cover polluted particles in the air. Dust, pollen and smoke are neutralized.



8 °C frost protection function: Frost protection for uninhabited rooms.



Self-cleaning function: Usage of condensate water for cleaning.



Louver: Flexible setting of louvers.



Auto Mode: Automatic selection between cooling and heating.



3D Airflow: 6 different airflow patterns in all directions.